

Claridge



ELEVATION A



ELEVATION B



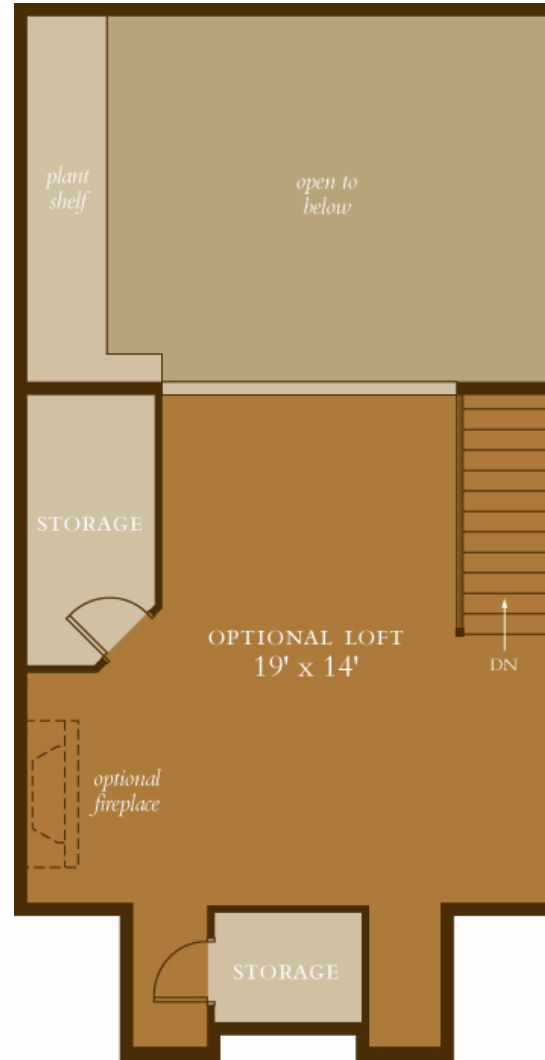
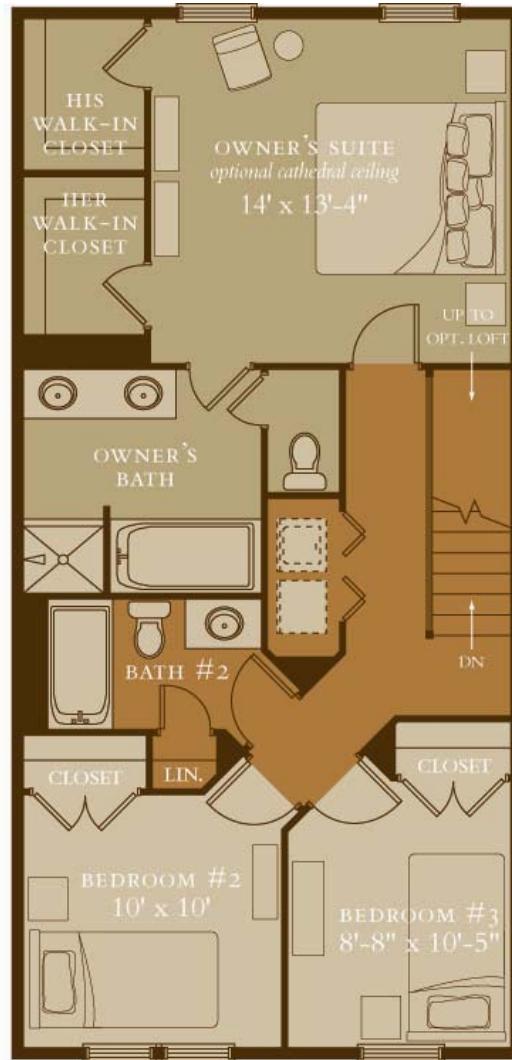
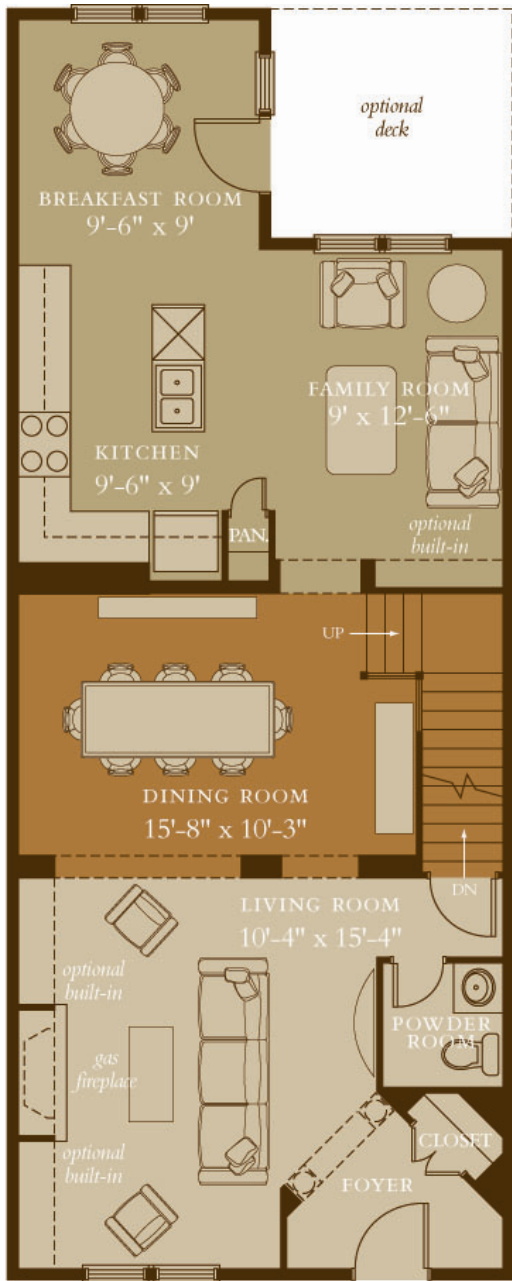
ELEVATION C

Floorplans are artists renderings, are not to scale, and accuracy cannot be guaranteed. All room dimensions are approximations only. Dimensions shown for asymmetrical rooms are meant only to suggest usable space. Plan dimensions and features subject to change without notice or obligation, as a result of actual site conditions, which may dictate variations in style of windows, doors and ceilings. Features may also be altered to keep pace with ongoing design improvement program. This brochure is for illustrative purposes only and is not part of a legal contract. See sales manager for specific details.

W
W O R M A L D



Claridge



Floorplans are artists renderings, are not to scale, and accuracy cannot be guaranteed. All room dimensions are approximations only. Dimensions shown for asymmetrical rooms are meant only to suggest usable space. Plan dimensions and features subject to change without notice or obligation, as a result of actual site conditions, which may dictate variations in style of windows, doors and ceilings. Features may also be altered to keep pace with ongoing design improvement program. This brochure is for illustrative purposes only and is not part of a legal contract. See sales manager for specific details.